




ZFCi121B

kW 0.35

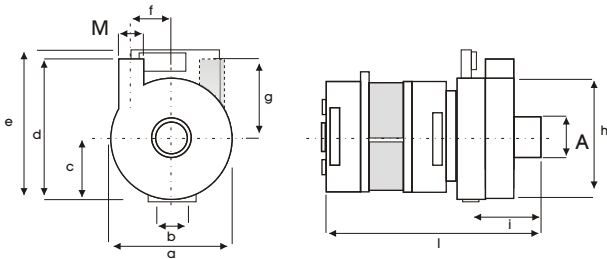
Hm 8.1 max


Hp 0.48

L/1' 159 max

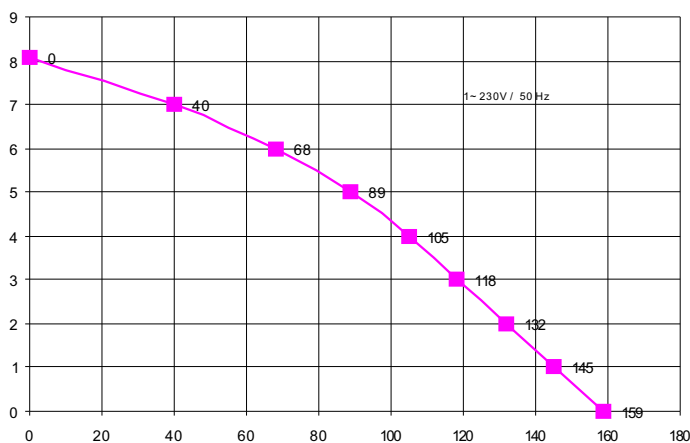


Corpo pompa Pump Body Pumpengehaus	PP 30 GF
Girante Chiusa Closed Impeller Geschl.Laufrad	p.a. SPS G30
Albero motore Motor Shaft Motorwelle	AISI 430 F
Tenuta meccanica. Mechanical Seal Gleitringdichtung	GRAFITE/CERAMICA CARBON/CERAMIC KOHLE/KERAMIK



	DX	A1	M1
 L2		28	28

mod	a	b	c	d	e	f	g	h	i	l	m	n	o	kg
ZF121	102	24,5	51,2	121	132	27,5	70,1	102	65	196				3,0



H m	0	1	2	3	4	5	6	7	8,1
L / 1'	159	145	132	118	105	89	68	40	0

Ci riserviamo il diritto di apportare modifiche tecniche

We reserve the right of technical modifications

Technische Änderungen vorbehalten

Potenza motore Motor power Motor Leistung	Hp	kW
	0,45	0,33

Tensione/Frequenza Tension/Frequency Spannung/Frequenz	1~V/Hz
	230/50

Corrente assorbita Power consumption Stromaufnahme	A
	1,48

GPM RPM UPM	2800
-------------------	-------------

Condensatore Motor Power Motor Leistung	8 µF
---	-------------

Protezione termica Thermal Overload Überlastschutz	155 °C
--	---------------

Classe isolamento Insulation class Isolationsklasse	F
---	----------

Grado protezione Protection class Schutzklasse	IP 00
--	--------------

Servizio Duty Betriebsart	S1	CONTINUO CONTINUOUS DAUERBETRIEB
---------------------------------	-----------	--

REVISIONE N.03.01/03